



RoHS

COUPLED INDUCTOR AND CMC

For Uses in ADSL POTS Low Pass Filters

FEATURES

- * Excellent longitudinal balance
- * 1500v Isolation
- * Inductance tolerance $\pm 5\%$ to $\pm 30\%$
- * DC current up to 100mA

ELECTRICAL SPECIFICATIONS AT 25°C - OPERATING TEMPERATURE RANGE -40°C TO +85°C

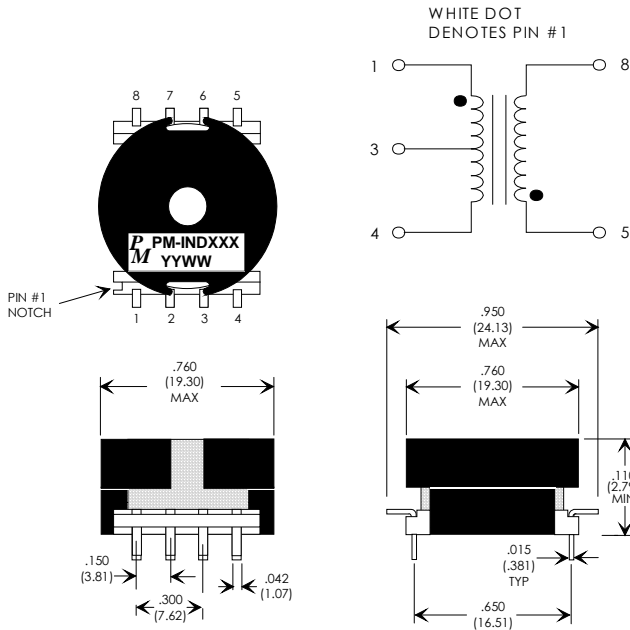
PART NUMBER	Inductance (each wdg) (mH)	DC R (each wdg) (Ω MAX)	Isolation (Vrms)	Function	Package / Schematics
PM-IND019	1.90 \pm 5%	1.8	1500	Coupled Inductor for POTS Low Pass Filter	A
PM-IND019E	1.90 \pm 5%	2.3	1500	Coupled Inductor for POTS Low Pass Filter	C
PM-IND020	2.00 \pm 5%	1.9	1500	Coupled Inductor for POTS Low Pass Filter	A
PM-IND020E	2.00 \pm 5%	2.4	1500	Coupled Inductor for POTS Low Pass Filter	C
PM-IND024	2.40 \pm 5%	2.1	1500	Coupled Inductor for POTS Low Pass Filter	A
PM-IND024E	2.40 \pm 5%	2.7	1500	Coupled Inductor for POTS Low Pass Filter	C
PM-IND025	2.50 \pm 5%	2.2	1500	Coupled Inductor for POTS Low Pass Filter	A
PM-IND025E	2.50 \pm 5%	2.8	1500	Coupled Inductor for POTS Low Pass Filter	C
PM-IND030	3.0 \pm 5%	3.0	1500	Coupled Inductor for POTS Low Pass Filter	A
PM-IND040	4.0 \pm 5%	3.0	1500	Coupled Inductor for POTS Low Pass Filter	A
PM-IND040E	4.0 \pm 5%	4.0	1500	Coupled Inductor for POTS Low Pass Filter	C
PM-IND045	4.5 \pm 5%	3.6	1500	Coupled Inductor for POTS Low Pass Filter	A
PM-IND045E	4.5 \pm 5%	4.5	1500	Coupled Inductor for POTS Low Pass Filter	C
PM-IND050	5.00 \pm 5%	4.0	1500	Coupled Inductor for POTS Low Pass Filter	A
PM-IND050E	5.0 \pm 5%	5.4	1500	Coupled Inductor for POTS Low Pass Filter	C
PM-IND052	5.25 \pm 5%	4.5	1500	Coupled Inductor for POTS Low Pass Filter	A
PM-IND052E	5.25 \pm 5%	5.8	1500	Coupled Inductor for POTS Low Pass Filter	C
PM-IND055	5.5 \pm 5%	4.7	1500	Coupled Inductor for POTS Low Pass Filter	A
PM-IND055E	5.5 \pm 5%	6.0	1500	Coupled Inductor for POTS Low Pass Filter	C
PM-IND060	6.0 \pm 5%	5.0	1500	Coupled Inductor for POTS Low Pass Filter	B
PM-IND090	9.0 \pm 5%	6.0	1500	Coupled Inductor for POTS Low Pass Filter	B
PM-IND213	9.0 \pm 30%	1.00	1500	CMC for POTS Low Pass Filter	D

COUPLED INDUCTOR AND CMC

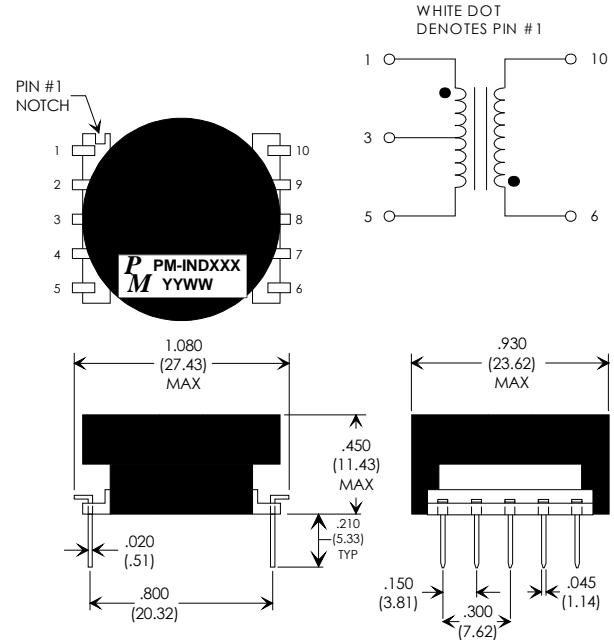
For Uses in ADSL POTS Low Pass Filters

PHYSICAL DIMENSIONS DIMENSIONS IN INCH (mm)

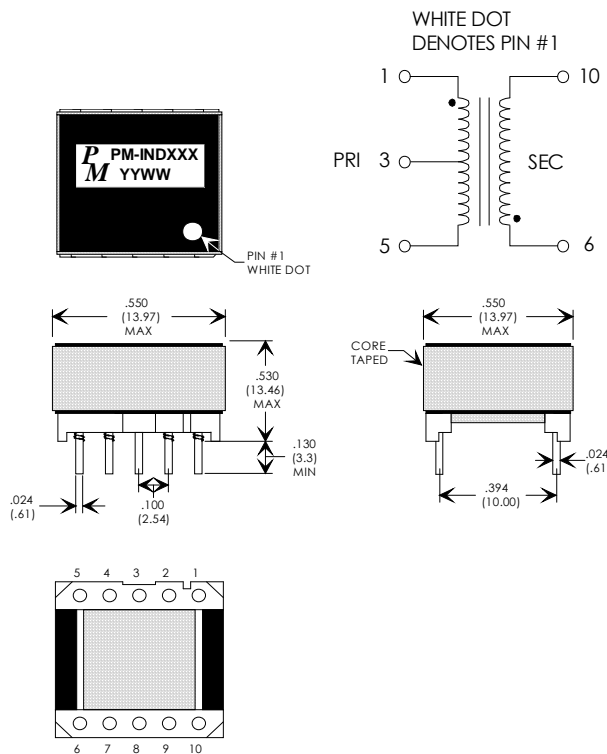
PACKAGE "A"



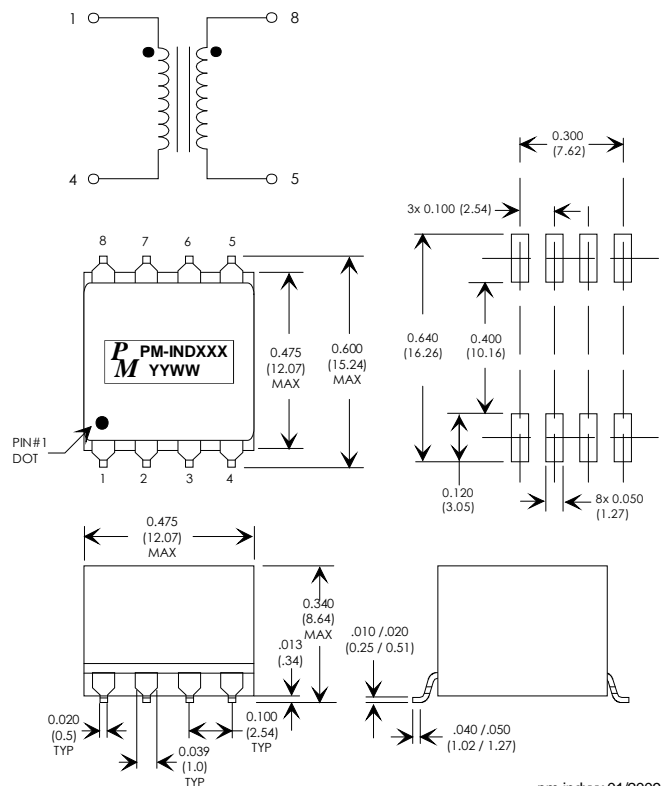
PACKAGE "B"



PACKAGE "C"



PACKAGE "D"



Specifications subject to change without notice.

pm-indxxx 01/2009